

Metodo di matematica  
pa enseñansa primario

# Conta cu mi

kibracabes

# 3<sup>a</sup>



Departamento di Enseñansa di Aruba

## Conta cu mi

Metodo di matematica pa enseñansa primario

### Traduccion y adaptacion

Grupo Matematica  
Ovito Tromp  
Barbara Meaux- O' Connor  
Walter de Vet  
Garrick Thodé  
Berthson Boekhoudt.  
Seccion Desaroyo di Curiculo

### Redaccion

Seccion Desaroyo di Curiculo

### Diseño

Criterium, Arnhem

### Diseño grafico

GrafiData, Deventer

### Diseño grafico

LaVerbe, Nijmegen

### Realisacion

Paul Dijkstra  
Wietske Linthorst-Dijkstra

ISBN:978-99904-1-263-5

© Departamento di Enseñansa di Aruba 2010

## Alles telt

Reken-wiskundemethode voor het basisonderwijs

### Auteur

Sandra Hessing

### Redactie

Broodtekst redactie, Utrecht  
Marieke van Osch  
*Fundamenteal*, Culemborg

### Ontwerp:

Criterium, Arnhem

### Opmaak

GrafiData, Deventer

### Vormgeving en beeldverwerking

LaVerbe, Nijmegen

ISBN: 978-90-06-63173-9

© ThiemeMeulenhoff, Baarn/Utrecht/Zutphen

E cas editorial a trata di regla derecho di autor conforme stipulacion di ley. No obstante esaki, si ainda tin cualkier persona di opinion cu nan por aserta cierto derecho, nan por dirigi nan mes na e cas editorial. ThiemeMeulenhoff ta desaroya material didactico pa enseñansa primario, enseñansa secundario general, enseñansa profesional, enseñansa di adulto y enseñansa superior profesional. Pa mas informacion tocante ThiemeMeulenhoff y un bista general di nos material educativo: [www.thiememeulenhoff.nl](http://www.thiememeulenhoff.nl)

Tur derecho reserva.

Ta prohibi pa reproduci, download y/of publica, e edicion aki of parti di dje na ningun forma of medio, ni cu ta electronico, mecanico, fotocopia of di transmision, sin previo autorisacion por escrito di e cas editorial.

Tin caso specifico cu ta permiti pa haci copia for di e edicion aki, a base di articulo 16B di Auteurswet 1912 jo het Besluit van 20 juni 1974, Stb. 351, manera cambia den e Besluit van 23 augustus 1985, Stb. 471 y articulo Auteurswet 1912, por cumpli previamente cu e exigencianan legal di compensacion na Stichting Publicatie en Reprorechten Organisatie (PRO), Postbus 3060, 2130 KB Hoofddorp ([www.cedar.nl/pro](http://www.cedar.nl/pro))

## Splicacion

Cu “kibracabes” dos alumno por practica y automatiza hunto.

Cada alumno ta sinta na un banda di mesa. Un tin e blachi di tarea su dilanti y e otro e blachi di tarea.

E prome alumno ta lesa un tarea y ta duna e contesta tambe.

E otro alumno ta controla y ta indica si e contesta ta corecto of fout. Asina nan ta sigui cu henter e blachi.

## Palabracion

Cada duo ta haci e siguiente palabraciannan:

- Ta lesa e tarea completo prome y despues ta duna contesta.
- Ta wak e number di tarea y e indicacion (a,b,c,d) pa controla unda a keda.
- Con ta indica cu un contesta ta corecto of fout y na cua momento ta lesa e contesta corecto.
- Con ta yuda e otro alumno pa yega na e contesta corecto.

## Preparacion

Introduccion di “kibracabes” ta rekeri cierto preparacion. E maestro por haci esaki na un manera ludico cu (un parti di) e grupo.

Ta parti e weganan den klas, un pa cada duo.

Dilanti klas maestro y un alumno ta demostra con ta hunga e wega.

E maestro ta haci un tarea y e alumno ta bisa si e contesta ta corecto of fout.

Despues di algun turno e maestro ta puntra e klas con e alumno por sa si e contesta ta corecto of fout.

E maestro ta laga e alumnonan mes wak e dos blachinan y e ta laga nan describi loke nan a wak. Despues e alumnonan ta sigui practica den duo.

## Sugerencia pa maestro

- Den klas 1 lo mester dedica mas tempo pa siña e alumnonan con ta hunga e wega.
- Por traha un skema cu particion di e klas den duo. Por tene cuenta cu e diferencia di nivel entre e alumnonan pa asina scoge e forma di wega adecua.

## Diferente forma di e wega

Cu “kibracabes” por practica na diferente manera.

Pa e wega cana bon, e diferencia di nivel entre e alumnonan no por ta mucho grandi.

- Un alumno ta lesa y contesta tarea te ora cu e haci un fout.

Despues e otro alumno ta sigui cu e mesun blachi di tarea.

- Uza un stopwatch.

Wak cuanto tarea e alumno por haci den 1 minuut.

Con leu e otro alumno ta yega?

- Uza un stopwatch.

Den cuanto tempo ta caba cu un blachi?

Haci e mesun blachi un biaha mas.

El a bay mas lihe awor?

- Scoge di antemano e blachi di tarea cu ta cuadra cu e nivel di e alumno(nan) concerni.

- Percura pa tur alumno sa unda e material di “kibracabes” ta warda den klas.

- Palabra ki ora mag di practica cu “kibracabes” independientemente.

P.e. ora cu a keda cla cu e tarea di “den un rato”.

- Por laga un alumno traha cu “kibracabes” su so.

E alumno por skirbi e contestanan den un schrift of riba un blachi pa despues e mes controla nan.

- Practica bou di guia.

Por laga un alumno cu ta sobresali of un alumno di klas mas halto asisti un alumno menos habil.

- Uzo di “kibracabes” ta pa practica e habilidadnan basico.

Si ta necesario por laga un alumno practica diferente biaha cu e mesun blachi.

Tambe por laga un alumno practica cu un tarea for di un blok anterior of hasta for di un tomo anterior.

busca grupo di 4.

1



2




3


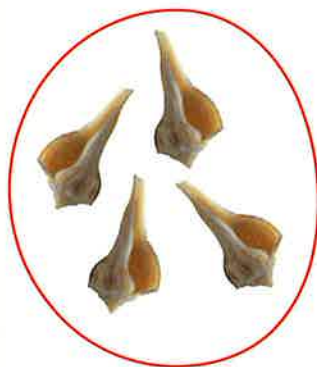


busca grupo di 4.

1



2




3




cuanto tin?

1



2



3




cuanto tin?

1



2



8



2


2



1



4



5

3



7



1



3

cuanto tin?

1



2



3





cuanto tin?

1



2



6



4



3

2



7



4



3



5

3



7



6



5



2

busca grupo di 3.

1



2



3




busca grupo di 3.

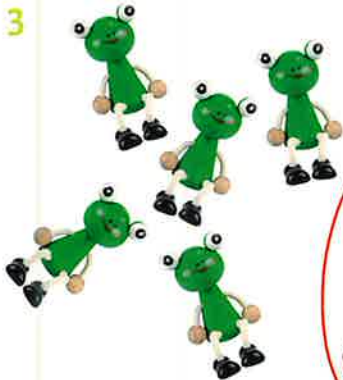
1



2



3




quanto tin?

1



2



3



**cuanto tin?**

1




3

2

5

2





4

8

10

3





7

9


6

busca grupo di 5.

1



2




3





busca grupo di 5.


1



2



3

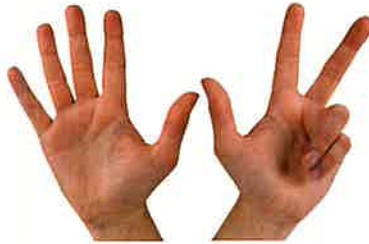


cuanto tin?



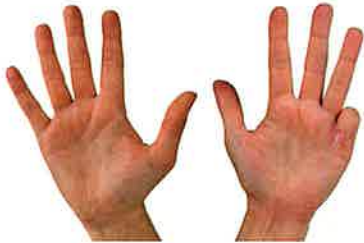
1



2



3





cuanto tin?

1



2



5



4

2



3



8




6

3



9




7




10

busca grupo di 6.

1



2




3





busca grupo di 6.


1



2



3



cuanto tin?


1



2

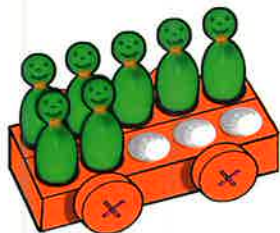


3



quanto tin?

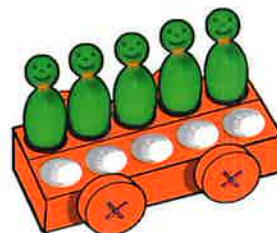
1



7



2

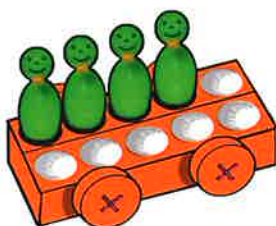


5

2



10




4



8


3



6



3



9

cuanto bloki tin?

1



2



3



cuanto bloki tin?

1



3



5



4



3

2



4



3



4



5

3



5 of 6



5




5




3

cuanto tin hunto?

1











2
















quanto tin hunto?

1



2



quanto ronchi tin bou di e beker?

1

split 7.



2

split 8.



3

split 9.



cuanto ronchi tin bou di e beker?

1 split 7.



4



2



6



3

2 split 8.



4



6



3



5

3 split 9.



6



4



3



5

cuant'or tin?

1



2



3



cuant'or tin?

1



3 or



8 or



5 or



12 or



7 or

2



1 or



10 or



9 or



6 or



3 or

3



2 or



4 or



11 or



7 or



10 or

cuanto tin di cada un?



cuanto tin di cada un?



5

6

4

6

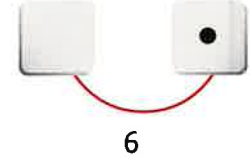

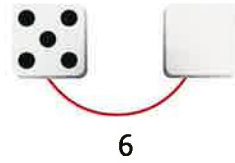

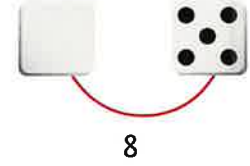

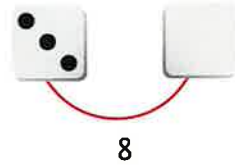
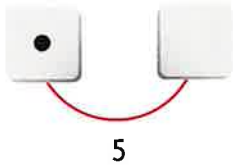

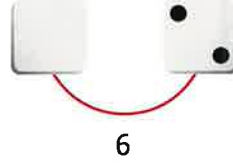

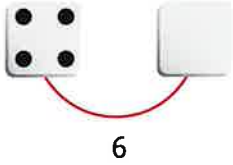
5

3


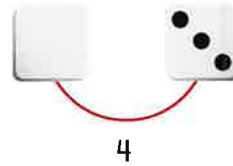
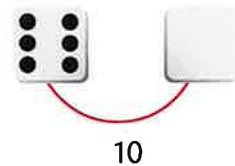
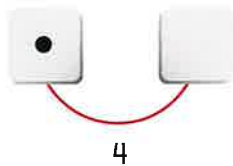
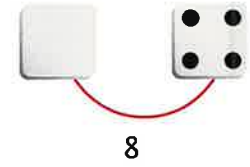


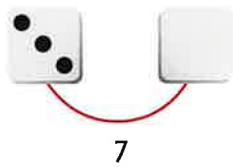


cuanto falta?

1



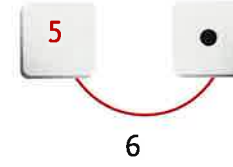
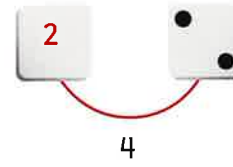
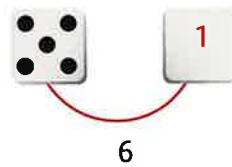
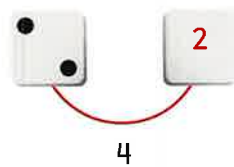


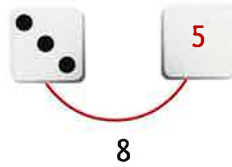
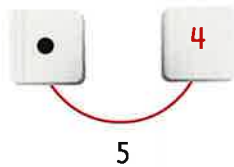


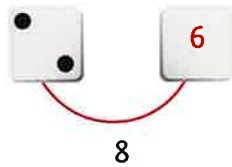
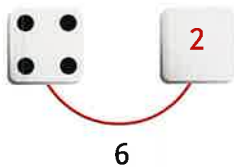
2



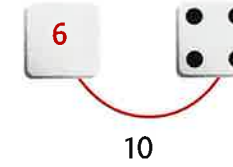
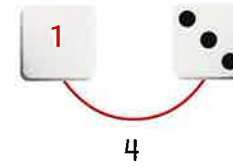

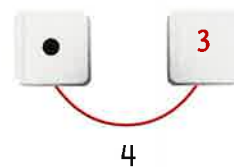

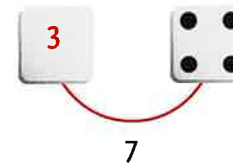

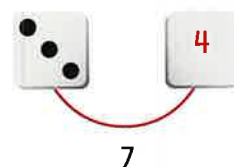


quanto falta?

1




2




cuanto ronchi tin bou di e pechi?

1




$$6 < 4$$




$$8 < 5$$




$$9 < 3$$



$$10 < 5$$




$$7 < 2$$



$$10 < 8$$


2



$$10 < 4$$




$$8 < 2$$




$$10 < 5$$



$$9 < 1$$




$$7 < 3$$



$$8 < 4$$

quanto ronchi tin bou di e pechi?

1




$$6 \begin{cases} 4 \\ 2 \end{cases}$$



$$8 \begin{cases} 5 \\ 3 \end{cases}$$




$$9 \begin{cases} 3 \\ 6 \end{cases}$$



$$10 \begin{cases} 5 \\ 5 \end{cases}$$




$$7 \begin{cases} 2 \\ 5 \end{cases}$$



$$10 \begin{cases} 8 \\ 2 \end{cases}$$

2




$$10 \begin{cases} 4 \\ 6 \end{cases}$$




$$8 \begin{cases} 2 \\ 6 \end{cases}$$




$$10 \begin{cases} 5 \\ 5 \end{cases}$$



$$9 \begin{cases} 1 \\ 8 \end{cases}$$



$$7 \begin{cases} 3 \\ 4 \end{cases}$$



$$8 \begin{cases} 4 \\ 4 \end{cases}$$


1 cuanto florin tin?



2 cuanto bo mester paga?



3 cuanto bo mester paga?



4 cuanto bo mester paga?



1 cuanto florin tin?



6




10



8

2 cuanto bo mester paga?



2 florin



3 florin




4 florin

3 cuanto bo mester paga?



7 florin



6 florin



10 florin


4 cuanto bo mester paga?



7 florin



8 florin



11 florin

1 ora mas laat.

1



2



3



1 ora mas laat.

1



6 or



11 or



8 or



3 or



7 or

2



4 or



1 or



12 or



9 or



11 or

3



5 or



7 or



2 or



10 or




4 or

cuanto tin di cada un?





cuanto tin di cada un?



5



7



8



6



9



7





pone 1 acerca.

completa e rij.

1 di chikito bay grandi.

2     5     8     4

2 di chikito bay grandi.

1     10     6     7

3 di chikito bay grandi.

7     10     12     15



pone 1 acerca.

completa e rij.

1 di chikito bay grandi.



2 di chikito bay grandi.




3 di chikito bay grandi.




quanto tin hunto?

1















2









quanto tin hunto?

1



2





pone 1 of kita 1.

completa e rij.

1 di chikito bay grandi.




2 di grandi bay chikito.



3 di chikito bay grandi.





pone 1 of kita 1.

completa e rij.

1 di chikito bay grandi.



2 di grandi bay chikito.



3 di chikito bay grandi.



split.  
tur dos ta haya mes hopi.


1



4 <



8 <




6 <



10 <


2




12 <



2 <




16 <




20 <


3




18 <



6 <



12 <




14 <



split.  
tur dos ta haya mes hopi.


1




$$4 < \begin{matrix} 2 \\ 2 \end{matrix}$$



$$8 < \begin{matrix} 4 \\ 4 \end{matrix}$$




$$6 < \begin{matrix} 3 \\ 3 \end{matrix}$$



$$10 < \begin{matrix} 5 \\ 5 \end{matrix}$$


2




$$12 < \begin{matrix} 6 \\ 6 \end{matrix}$$



$$2 < \begin{matrix} 1 \\ 1 \end{matrix}$$




$$16 < \begin{matrix} 8 \\ 8 \end{matrix}$$



$$20 < \begin{matrix} 10 \\ 10 \end{matrix}$$


3




$$18 < \begin{matrix} 9 \\ 9 \end{matrix}$$



$$6 < \begin{matrix} 3 \\ 3 \end{matrix}$$



$$12 < \begin{matrix} 6 \\ 6 \end{matrix}$$




$$14 < \begin{matrix} 7 \\ 7 \end{matrix}$$

1 split 5.




$$5 < 1$$



$$5 < 2$$




$$5 < 3$$




$$5 < 4$$


2 split 7.




$$7 < 2$$



$$7 < 3$$



$$7 < 4$$



$$7 < 5$$


3 split 9.




$$9 < 3$$



$$9 < 4$$



$$9 < 7$$



$$9 < 8$$

1 split 5.




$$5 \begin{cases} 1 \\ 4 \end{cases}$$



$$5 \begin{cases} 2 \\ 3 \end{cases}$$




$$5 \begin{cases} 3 \\ 2 \end{cases}$$




$$5 \begin{cases} 4 \\ 1 \end{cases}$$


2 split 7.




$$7 \begin{cases} 2 \\ 5 \end{cases}$$



$$7 \begin{cases} 3 \\ 4 \end{cases}$$




$$7 \begin{cases} 4 \\ 3 \end{cases}$$




$$7 \begin{cases} 5 \\ 2 \end{cases}$$


3 split 9.




$$9 \begin{cases} 3 \\ 6 \end{cases}$$



$$9 \begin{cases} 4 \\ 5 \end{cases}$$



$$9 \begin{cases} 7 \\ 2 \end{cases}$$



$$9 \begin{cases} 8 \\ 1 \end{cases}$$





cua number falta?

1 sigui conta.

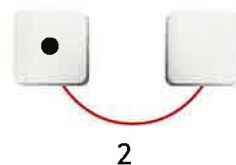

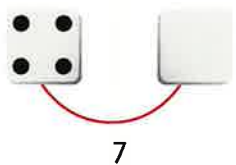
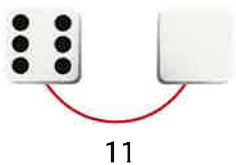
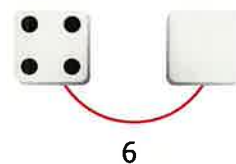


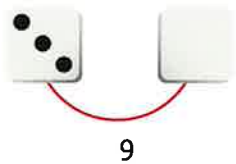
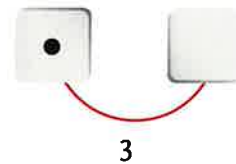


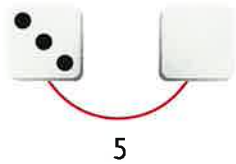
4	5	6	7	8	9	10	11	12	13	14	15
6	7	8	9	10	11	12	13	14	15	16	17
9	10	11	12	13	14	15	16	17	18	19	20
8	9	10	11	12	13	14	15	16	17	18	19

2 conta bay bek.

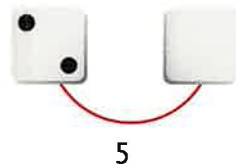
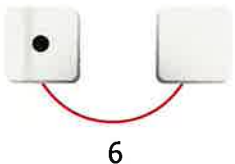
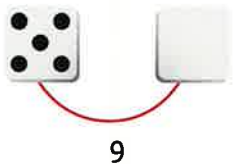

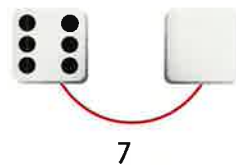
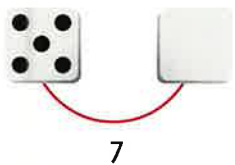
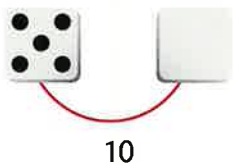
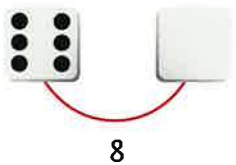
16	15	14	13	12	11	10	9	8	7	6	5
13	12	11	10	9	8	7	6	5	4	3	2
17	16	15	14	13	12	11	10	9	8	7	6
20	19	18	17	16	15	14	13	12	11	10	9

cuanto falta?

1



























2



















quanto falta?

1

 	 	 	 
5	12	8	3
 	 	 	 
9	6	8	6
 	 	 	 
11	7	4	2

2

 	 	 	 
8	10	7	7
 	 	 	 
4	9	6	5

cuanto florin tin?

1



2



3





cuanto florin tin?

1



1 florin



6 florin



10 florin



12 florin

2



11 florin



15 florin



15 florin



14 florin

3



14 florin



16 florin



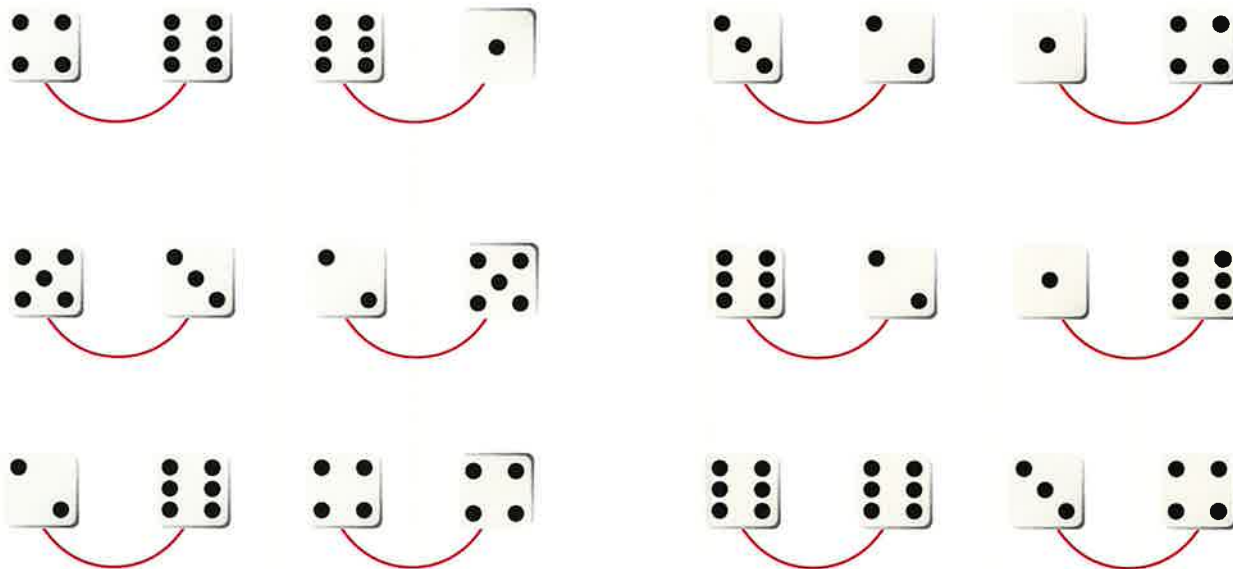
20 florin



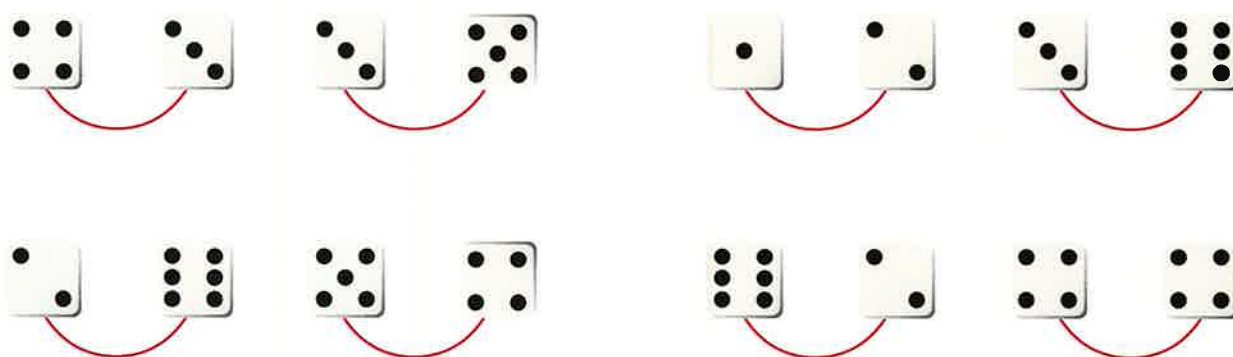
19 florin

cuanto tin hunto?

1



2



cuanto tin hunto?

1



10



7



5



5



8



7



8



7



8



8



12



7

2



7



8



3



9



8



9




8




8

cuanto tin hunto?

1



2



3



quanto tin hunto?

1



7



7



7



6

2



8



9




8



8

3



10



9



9



9

1 sigui conta.



2 conta bay bek.



3 cua ta e numbernan bisiaña?



4 cua ta e numbernan bisiaña?



5 cua ta e numbernan bisiaña?



6 cua ta e numbernan bisiaña?



1 sigui conta.



2 conta bay bek.



3 cua ta e numbernan bisiña?



4 cua ta e numbernan bisiña?



5 cua ta e numbernan bisiña?



6 cua ta e numbernan bisiña?

